



HANDICAPPED CERAMICS

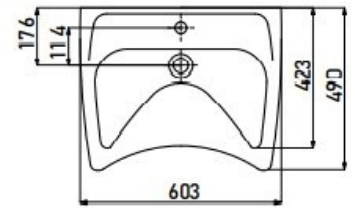

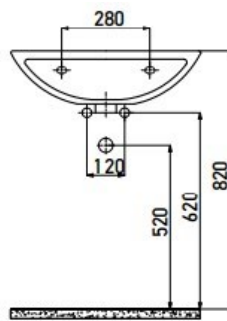


White Handicapped Whashbasin



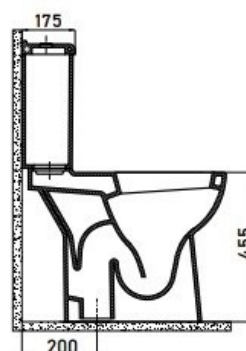
WHITE HANDICAPPED WHASHBASIN 603 X 490MM

DESCRIPTION	CODE	WEIGHT KG	VOLUME M ³	BOX
White Handicapped Whashbasin	100056008	9,1	0,1	1



COMPACT TOILET HANDICAPPED

DESCRIPTION	CODE	WEIGHT KG	VOLUME M ³	BOX
Compact Floor-standing Toilet Handicapped White	100056009	27,20	0,10	1
Handicapped Compact Tank Bottom Entry White	100056010	13,70	0,06	1
Discharge Mechanism Handicapped White	100056011	1,10	0,00	1
Handicapped Termodur Toilet Seat White	100056012	2,85	0,08	1

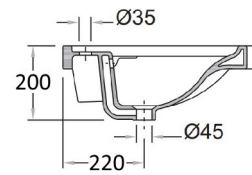
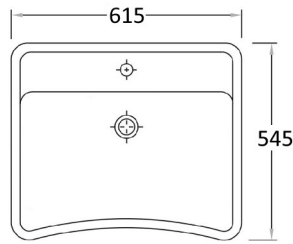


WHITE WASHBASIN



DESCRIPTION	CODE	WEIGHT KG	VOLUME M ³	BOX
Washbasin PMR	100110422	19	0,1	1

Support not included



TOILET BOWL DISCHARGE TO FLOOR



DESCRIPTION	CODE	WEIGHT KG	VOLUME M ³	BOX
Standard floor-standing toilet PMR White	100110035	22,4	0,09	1
Thermoduro toilet seat PMR/Hospitalar White	100110359	1,4	0,0009	1

